



PE-DESIGN NEXT

PERSONAL EMBROIDERY DESIGN SOFTWARE SYSTEM

- Advanced User Interface
- More Stitch and Pattern Variations
- Enhanced Lettering Function
- Illustrations and Photos can be Turned into Embroideries
- Collaborate Features with Embroidery Machines

You will find a whole new world of embroidery!

Free your creativity.
Enjoy creating truly original
embroideries quickly and simply.



Improved User Interface

Easily find the necessary function





New Stitching Features for More Expressive Embroidery

■ Candlewicking Stitch & Stem Stitch


■ Floral Pattern

■ Mirror Copy



■ Circle Copy

■ Offset Lines

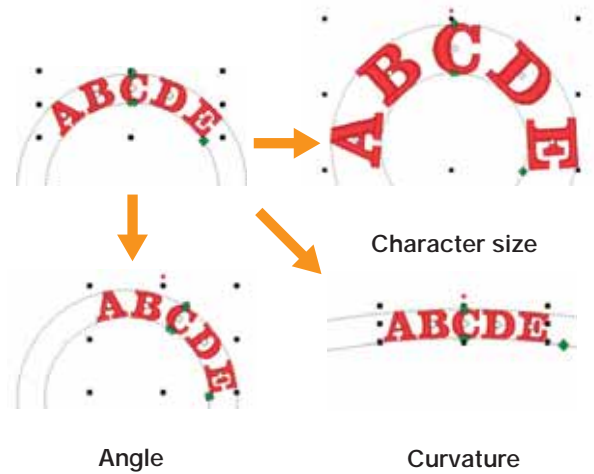


Enhanced Lettering Features

■ 100 Built-in Fonts



■ Transforming text



■ Outline Sewing


■ Monogram

■ Small Fonts of 3 mm to 6 mm



■ Font Creator

You can create original fonts. TrueType fonts installed on your computer can also be used to create embroidery patterns.



Key PE-DESIGN Functions

■ Print and Stitch



■ Blending



■ Photo Stitch



■ Cross Stitch



For The Professional Needs

PE-Design Next has enhanced productivity features making it ideal for small business use.

Link Function allows you link up-to four compatible embroidery machines and to send data to each machine.

Link Function

The screenshot shows the 'Link' software interface. It features two main panels, one for machine 1234567890 and another for 1234567891. Each panel displays a selected design (e.g., 'bouquet' for machine 1 and 'Birthday9S' for machine 2) and a grid of other available designs (e.g., 'Birthday8L', 'Birthday12S', 'Birthday9L', 'Birthday5L' for machine 1). Green arrows labeled 'Link' point from the software to four embroidery machines. A laptop is shown at the bottom right.

Brother PR1000/PR650 Ver. 2 can use the Link Function and can receive up to 100 data from the computer.

In addition, two functions below can be used in combination.

200 Built-in Template Designs

200 Built-in Template Designs.



Name Drop

Great for making uniforms. You can embroider pattern by replacing the name parts. (You can create up to 500 name data.)

	1
1	ANDREA
2	GABRIELLE
3	BARRY
+	



■ PE-Design Next's Great Features

	PE-Design 8	PE-Design Next	
Advanced User Interface			
Ribbon UI (New User Interface)	–	•	New
Stitch Simulator UI	•	•	Enhanced
Sewing Order UI	•	•	Enhanced
Colour Palette UI	•	•	Enhanced
Pan Tool	–	•	New
Zoom Tool	•	•	Enhanced
Customize Quick Access Toolbar / Customize Shortcut Keys	–	•	New
Editing in Realistic View	–	•	New
Enhanced Lettering Function			
Built-in Font	40	100	Enhanced
Lettering UI	•	•	Enhanced
Convert Text to Block	–	•	New
Outline Sewing for Built in Font	–	•	New
Connection Point Setting	–	•	New
Template Function	–	•	New
Name Drop Function	–	•	New

	PE-Design 8	PE-Design Next	
Wide variation of stitch / design			
Candlewicking Stitch / Stem Stitch	–	•	New
Floral Pattern	–	•	New
Offset Line	–	•	New
Circle Copy / Mirror Copy	–	•	New
Decorative Pattern	•	•	Enhanced
Embossing / Engraving effects	•	•	Enhanced
Offset attribute for motif stitch	–	•	New
Default size setting for motif stitch	–	•	New
Image to Stitch	•	•	Enhanced
Vector Data (WMF) to Stitch	–	•	New
Collaborate features with Brother embroidery machine			
Link Function	–	•	New
Various methods are available for transferring data to embroidery machines	•	•	Enhanced
Large Embroidery Data for Jumbo Frame	–	•	New
Jump Stitch Thread Trim Setting	–	•	New
General			
Printed Instruction Manual	Basic part only	All	Enhanced

■ MINIMUM PC Requirement

Before installing the software on your computer, make sure that the computer meets the following requirements.

Computer	IBM PC or compatible computer
Operation System	Windows®XP/Windows Vista®/Windows®7
Processor	1GHz or higher
Memory	512MB (1GB or more is recommended)

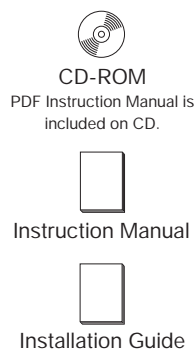
Hard disk free space	300MB
Monitor	XGA (1024x768), 16bit colour or higher
Port	1 available USB
CD-ROM drive	Required for installation

■ Package Contents

PE-Design Next



Upgrade Kit for PE-Design 5/6/7/8



■ Optional Accessories*

*Separate purchase required

Embroidery Card Library



Choose from over 100 design embroidery cards

Embroidery Threads



Brother offers a variety of embroidery thread including metallics and flesh tones.

For more informations see your dealer or visit www.brothersewing.eu.

Contact:

brother
at your side

Brother Sewing Machines Europe GmbH UK Branch
Shepley Street, Audenshaw, Manchester M34 5JD
www.brothersewing.eu